

**Smt. Kashibai Navale College of Education(B. Ed), Kamlapur, Sangola****(NAAC Accredited With 'B' Grade)****Student Feedback Form**

For the Academic Year -----

Name : Course : B.Ed

1. Please give a rating of your course on the following

9	8	7	6	5	4	3	2	1
Extremely Good	Very Good	Good Moderately	Good	Moderate	Somehow Tolerable	Poor	Very Poor	Extremely Poor

Sr.No	Particulars	
1	Teaching Skills and Learning Skill (like : Speaking with confidence, Presentation, Organization of activities, Leadership, Guidance, )	
2	Applicability/relevance to real life situations	
4	Depth of the course content	
5	Extent of coverage of course	
6	Extent of effort required by students	
7	Relevance/learning value of project/ report	
8	Overall rating	

2. The syllabus was

Challenging ( 1 )	Adequate ( 2 )	Inadequate ( 3 )	Dull ( 4 )	Irrelevant ( 5 )	( )
-------------------	----------------	------------------	------------	------------------	-----

3. Your background for benefiting from the course was

Highly relevant ( 1 )	Partly relevant ( 2 )	Relevant ( 3 )	Dull ( 4 )	Mostly irrelevant ( 5 )	( )
-----------------------	-----------------------	----------------	------------	-------------------------	-----

4. How much of the syllabus was completed in class?

90 to 100% ( 1 )	75 to 90% ( 2 )	50 to 75% ( 3 )	40 to 50% ( 4 )	less than 40% ( 5 )	( )
------------------	-----------------	-----------------	-----------------	---------------------	-----

5. What is your opinion about the library holdings for the course?

Excellent ( 1 )	Adequate ( 2 )	Inadequate ( 3 )	Poor ( 4 )	Very Poor ( 5 )	( )
-----------------	----------------	------------------	------------	-----------------	-----

6. Were you able to get the prescribed readings?

Excellent ( 1 )	Adequate ( 2 )	Inadequate ( 3 )	Poor ( 4 )	Very Poor ( 5 )	( )
-----------------	----------------	------------------	------------	-----------------	-----

7. The internal evaluation system as it exists is

Excellent ( 1 )	Adequate ( 2 )	Inadequate ( 3 )	Poor ( 4 )	Very Poor ( 5 )	( )
-----------------	----------------	------------------	------------	-----------------	-----

8. In your opinion, how much of the total weightage of a course should the internal assessment account for?

100 % ( 1 )	75 % ( 2 )	50 % ( 3 )	25 % ( 4 )	less than 25 % ( 5 )	( )
-------------	------------	------------	------------	----------------------	-----

9. Is the internal assessment system conducive to (tick in the relevant cell)



**PRINCIPAL**

Smt. KASHIBAI NAVALE COLLEGE  
OF EDUCATION (B.ED COLLEGE)  
No. Kamalapur, Tal. sangola, Dist. Solapur

Understanding the course	Highly	Appreciably	Moderately	Poorly	Not at all
Early discovery of difficulties					
regular work					
Interaction with the teacher					
continuous self assessment					

10. The internal assessment system operated (give percentage)

1) fairly in how many courses ( )	2) unfairly in how many courses ( )
-----------------------------------	-------------------------------------

11. When you meet students who have taken admission in other colleges do you feel that your college is ?

1) Superior	2) Equal	3) Inferior	( )
-------------	----------	-------------	-----

12. How do you rate the student-teacher relationship in the college as a whole?

very good ( 1 )	Good ( 2 )	Satisfactory ( 3 )	Unsatisfactory ( 4 )	Very Poor ( 5 )	( )
-----------------	------------	--------------------	----------------------	-----------------	-----

13. How do you rate the student-teacher relationship with your Method teacher?

very good ( 1 )	Good ( 2 )	Satisfactory ( 3 )	Unsatisfactory ( 4 )	Very Poor ( 5 )	( )
-----------------	------------	--------------------	----------------------	-----------------	-----

14. How do you find the college administrative office?

Very helpful ( 1 )	Helpful ( 2 )	Indifferent ( 3 )	Unhelpful ( 4 )	Cumbersome ( 5 )	( )
--------------------	---------------	-------------------	-----------------	------------------	-----

15. What is your rating on hostel facilities?

very good ( 1 )	Good ( 2 )	Satisfactory ( 3 )	Unsatisfactory ( 4 )	Very Poor ( 5 )	( )
-----------------	------------	--------------------	----------------------	-----------------	-----

16. How do you rate the travelling facilities?

very good ( 1 )	Good ( 2 )	Satisfactory ( 3 )	Unsatisfactory ( 4 )	Very Poor ( 5 )	( )
-----------------	------------	--------------------	----------------------	-----------------	-----

17. Did you participate in any of the extra curricular activities of the College / University?

very often ( 1 )	often ( 2 )	sometimes ( 3 )	Rarely ( 4 )	never ( 5 )	( )
------------------	-------------	-----------------	--------------	-------------	-----

18. What was the attitude of teachers to extra curricular activities?

1) co-operative	2) indifferent	3) discouraging	( )
-----------------	----------------	-----------------	-----

19. Has your time at the college been intellectually enriching?

1) yes	2) marginally	3) no	( )
--------	---------------	-------	-----

20. After leaving the University how will you talk about it?

1) proudly	2) indifferently	3) disparagingly	( )
------------	------------------	------------------	-----

21. Overall Rating of the Programme (tick in the relevant cell)

Sr.No	Items	Very good	Good	Average	Poor	Very poor
1	Academic content					
2	Fairness of evaluation					
3	Interaction with faculty					
4	Interaction with administration					
5	Library facilities					
6	Computer facilities					
7	Hostel facilities					
8	Recreational facilities					
9	Extra-curricular activities					
10	Sports facilities					



*[Signature]*

**PRINCIPAL**

Smt. KASHIBAI NAVALE COLLEGE  
OF EDUCATION (B.ED COLLEGE)  
W.P. Kamalapur, Tal. sangli, Dist. Solapur


## Smt. Kashibai Navale College of Education, (B. Ed)

Kamlapur

NAAC Accredited with 'B' Grade  
Student Satisfaction Survey (2018-19)

---

1. Rating course on the following points
  - a. 52.36% (22) students rate this *course extremely good* for Teaching and learning skills, 23.8 % (10) think that course was *very good*, 11.9% (5) feel that it was *Moderately good*, 11.9 % (5) students said that this course was *good*. Most of students were gave positive response for *Teaching and Learning skills*.
  - b. About course Applicability to real life situation, 38.08% (16) students rate this course *extremely good*, 26.18 % (11) think that course was *very good*, 23.8% (10) feel that it was *moderately good*, 9.52 % (4) students said that this course was *good*. 2.38 % (1) students said that this course was *Moderate*. Most of students gave positive response for course Applicability to real life situation.
  - c. About Depth of course content 45.22% (19) students rated this course *extremely good*, 23.8% (10) think that course was *very good*, 16.66 % ( 7) feel that it was *Moderately good*, 14.28 % (6) students said that this course was *good*. Most of students were happy with depth of course content.
  - d. Most of students were satisfied about Extent of coverage of course. 76.16% (32) rated it *extremely good*, 19.04 % (8) think that it *very good*, 4.76% (2) feel that it was *Moderately good*.
  - e. About 69.02% (29) students were agree to Extent of effort required by student rated this course *extremely good*, 11.9% (5) students think that course was *very good*, 11.9%(5) feel that it was *Moderately good*, 7.14 % (3) students said that this course was *good*. Most of students were agree that student's efforts are very important to complete this course.
  - f. 57.12 % (24) students said that Relevance/ learning values of projects / reports was *extremely good*, 19.04% (8) students said that it was *very good*, 11.9%(5) students said that it was *Moderately good*, 11.9%(5) students said that it was *good*.
  - g. Overall opinion of student about this course was very positive. 71.4% (30) students rate this course as *Extremely good*, 14.28% (6) students rate this course as *Very good*, 14.28% (6) students said that this course as *Moderately good*.



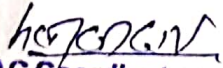
2. 52.36% (22) students said that syllabus of B. Ed course was *Challenging*, 42.84% (18) said that syllabus was *Adequate*, 4.76 % ( 2) students said that it was *Dull*.
3. 28.56% (12) students said that their background was *highly relevant* for this course, 40.46% (17) students said it was *Partly Relevant*, 23.8% (10) students said that it was *Relevant* to their background, and 7.14 % (3) student said that it was *Mostly irrelevant* to their back ground.
4. 95.2% (40) student said that *90 to 100% syllabus was completed*, while 4.76 % ( 2) students said that *75 to 90% syllabus was completed* in the class.
5. 71.42% (30) students said that library holdings for this course were *Excellent*, while 19.04% (8) said it was *Adequate* and 9.52% (4) said it was *Inadequate*. Over all most of student were happy and satisfied with library holdings.
6. 47.6 % (20) students said that they could get prescribed learning material easily, they rate as *Excellent*, while 45.22% (19) students rated it as *Adequate* and 7.14% (3) said it was *Inadequate*, no any student said that it was poor. Over all most of students was satisfied availability of prescribed readings.
7. Internal evaluation is important part of the course 83.3% (35) student said that internal evaluation system was *Excellent*, 11.9% (5) students said it was *Adequate* 4.76% (2) said it was *inadequate* and 0% said it was *Poor*.
8. 7.14% (3) students said that weightage of internal assessment should be given *100%*, while 23.8% (10) student said it should be *75%*, 59.5% (25) said it should be *50%*, 9.52% (4) said it should be *25%*. Overall most of student wants to increase the weightage of internal assessment.
9. Internal assessment system is integral part of present evaluation system.
  - I. 52.36% (22) students said that this course was *highly easy to understand*. 23.8% (10) students said it was *appreciably useful*, 23.8% (10) said students said that it was *moderately conducive*.
  - II. 40.46% (17) students said that this system was highly helpful to understand early discovery of difficulties, while 52.36% (22) students said it was *appreciably useful* & 7.14% (3) students said that *moderately helpful* to find out early discovery of difficulties.
  - III. 52.36% (22) students found present internal system *highly useful in regular work*, while 42.84 % ( 18) said it was *appreciably useful* 4.76% (2) said that it was *moderately usefully in regular work*.





- IV. 76.16% (32) students said that internal system was highly useful in interaction with teacher, 19.04% (8) said that it was appreciably useful in interaction with teacher and 4.76% (2) students said that it was moderately conducive in interaction with teacher.
- V. 42.84% (18) students said that this system was highly helpful to in continuous self-assessment; while 40.46% (17) students said it was appreciably useful, 16.66% (7) students said that it was moderately conducive, helpful in continuous self-assessment.
10. 69.02% (29) students said that internal assessment system work fairly in 75 % courses, 30.94 % ( 13) students said that internal assessment system work unfairly in 25% courses.
11. 76.16% (32) students rated this college as superior in comparison to other teacher training college and 14.28 % (6) student think that this college is equal as other. 9.52 % (4) student thinks that this college was inferior.
12. Overall student teacher relation is very important. 85.68% (36) students thought that their relationship with all teachers was very good, 14.28 % (6) said it was good.
13. Student's relation with their method teacher is also important. 83.3% (35) students thought that their relationship with their method teacher was *Very good*, 11.9% (5) said it was *good* 4.76% (2) students said it was *satisfactory*.
14. Administrative office must be helpful and respond quickly. 57.12% (24) students found office was *very helpful*, 23.8 % ( 10) students said office was *helpful* and 19.04 % (8) students said it was *indifferent*.
15. 83.3 % ( 35) students said that hostel facilities was *very good*, 14.28% (6) students said that it was *good*. 2.38% (1) student said that it was *average*.
16. 71.4% (30) students said that travelling facilities was *very good*, 16.66% (7) students said that it was *good* and 11.9% (5) student said travelling facilities were *satisfactory*.
17. 23.8% (10) student said that they have participated *very often* in extracurricular activities, while 47.6 % ( 20) student said *often*, 28.56 % ( 12) said *sometime participated in extracurricular* activities.
18. 95.2% (40) student said that attitude of teacher towards extracurricular activities was *co-operative*, 4.76% (2) said it was *indifferent*.
19. 90.44% (38) students said that time at the college was *useful* for intellectually enriching, 9.52 % (4) said it was *marginally useful*.



20. After leaving this college 83.3 % ( 35) student said that they will talk *proudly* about this college, 16.66% ( 7) said that *indifferently* talk about this college.
21. Overall rating given by students to B. Ed program was as follows.
- I. Academic content of this program- 20.38% (10) student said it was very good, 49.98% (21) said it was good and 20.38% (10) said it was average, 2.38% (1) student said that content was poor.
  - II. Fairness of evaluation of this program- 19.04% (8) students said it was *very good*, 59.5 % ( 25) student said it was *good* and 18.72 % (9) students said it was *average*.
  - III. Interaction with faculty 66.64% (28) students said it was *very good*, 20.38 % ( 10) students said it was *good*, 9.52 % (4) students said it was *average*.
  - IV. Interaction with administration- 42.84% (18) students said it was *very good*, 47.6% (20) students said it was *good*, 9.52% (4) students said it was *average*.
  - V. Library Facilities- 73.78% (31) students was happy with library facilities they rated it as very good, 21.42% (9) students rated it as good. 4.76% (2) students said it was average.
  - VI. Computer Facilities 66.64% (28) students was happy with computer facilities, they have rated it as very good, 21.42 % (9) students rated it as good, 11.9% (5) students said it was average.
  - VII. Hostel Facilities 73.78% (31) students was happy with hostel facilities they rated it as very good, 20.38% (10) students rated it as good, 2.38% (1) students said it was average.
  - VIII. Recreational facilities- 54.74% (23) students said these facilities were very good, 35.7 % (15) students said it was good and 11.9 % (5) said it was average.
  - IX. Extra-curricular activities- 66.56% (22) students said these activities were very good, 35.7% (15) students said it was good and 11.9% (5) said it was an average.
  - X. Sports facilities- 80.92% (34) students were happy with sports facilities, they rated it as *very good*, 14.28% (6) students said it was *good* and 4.76% (2) said it was *average*.

  
**IQAC Coordinator**  
Smt. Kashibai Navale College of Education  
Kamlapur Tal. Sangola Dist. Solapur



  
**PRINCIPAL**  
Smt. KASHIBAI NAVALE COLLEGE  
OF EDUCATION (B.ED COLLEGE)  
Apt. Kamalapur, Tal. sangola, Dist. Solapur