

The Annual Quality Assurance Report (AQAR) of the IQAC

All NAAC accredited institutions will submit an annual self-reviewed progress report to NAAC, through its IQAC. The report is to detail the tangible results achieved in key areas, specifically identified by the institutional IQAC at the beginning of the academic year. The AQAR will detail the results of the perspective plan worked out by the IQAC. (Note: The AQAR period would be the Academic Year. For example, July 1, 2012 to June 30, 2013)

Part – A

I. Details of the Institution

1.1 Name of the Institution

**Shrimati Kashibai Navale College of Education(B.Ed),
Kamlapur**

1.2 Address Line 1

At post- Godasewadi, Miraj-Sangola Road

Address Line 2

Tal- Sangola, Dist- Solapur

City/Town

Sangola

State

Maharashtra

Pin Code

413307

Institution e-mail address

navalecolleg@gmail.com

Contact Nos.

8888883663

Name of the Head of the Institution:

Dr. Patil Sajikrao Keshavrao

Tel. No. with STD Code:

02187283904

Mobile:

8888883663

Name of the IQAC Co-ordinator: Mr. Nadaf R.N

Mobile: 7798172865

IQAC e-mail address: navalecollege.iqac@gmail.com

1.3 NAAC Track ID (For ex. MHCOGN 18879) 12343

1.4 NAAC Executive Committee No. & Date: EC/63/A&A/02 dated 23/03/2013
(For Example EC/32/A&A/143 dated 3-5-2004.
This EC no. is available in the right corner- bottom
of your institution's Accreditation Certificate)

1.5 Website address: www.spspm.edu

Web-link of the AQAR: Navalecollege_iqac@gmail.com

For ex. <http://www.ladykeanecollege.edu.in/AQAR2012-13.doc>

1.6 Accreditation Details

Sl. No.	Cycle	Grade	CGPA	Year of Accreditation	Validity Period
1	1 st Cycle	B	2.27	2013	5
2	2 nd Cycle				
3	3 rd Cycle				
4	4 th Cycle				

1.7 Date of Establishment of IQAC : DD/MM/YYYY 1/7/2013

1.8 AQAR for the year (for example 2010-11) 2013-14

1.9 Details of the previous year's AQAR submitted to NAAC after the latest Assessment and Accreditation by NAAC ((for example AQAR 2010-11 submitted to NAAC on 12-10-2011)

- i. AQAR _____ 16/08/2014 _____ (DD/MM/YYYY)
- ii. AQAR _____ (DD/MM/YYYY)
- iii. AQAR _____ (DD/MM/YYYY)
- iv. AQAR _____ (DD/MM/YYYY)

1.10 Institutional Status

University State Central Deemed Private

Affiliated College Yes No

Constituent College Yes No

Autonomous college of UGC Yes No

Regulatory Agency approved Institution Yes No

(Approved by NCTE No-)

Type of Institution Co-education Men Women

Urban Rural Tribal

Financial Status Grant-in-aid UGC 2(f) UGC 12B

Grant-in-aid + Self Financing Totally Self-financing

1.11 Type of Faculty/Programme

Arts Science Commerce Law PEI (Phys Edu)

TEI (Edu) Engineering Health Science Management

Others (Specify)

-

1.12 Name of the Affiliating University (for the Colleges)

Solapur University, Solapur

1.13 Special status conferred by Central/ State Government-- UGC/CSIR/DST/DBT/ICMR etc

Autonomy by State/Central Govt. / University

No

University with Potential for Excellence

No

UGC-CPE

No

DST Star Scheme

No

UGC-CE

No

UGC-Special Assistance Programme

No

DST-FIST

No

UGC-Innovative PG programmes

No

Any other (*Specify*)

No

UGC-COP Programmes

No

2. IQAC Composition and Activities

2.1 No. of Teachers

4

2.2 No. of Administrative/Technical staff

1

2.3 No. of students

0

2.4 No. of Management representatives

1

2.5 No. of Alumni

0

2.6 No. of any other stakeholder and
community representatives

1

2.7 No. of Employers/ Industrialists

0

2.8 No. of other External Experts

0

2.9 Total No. of members

7

2.10 No. of IQAC meetings held 4

2.11 No. of meetings with various stakeholders:

No.

Faculty

2

Non-Teaching Staff Students Alumni Others

2.12 Has IQAC received any funding from UGC during the year? Yes No

If yes, mention the amount

2.13 Seminars and Conferences (only quality related)

(i) No. of Seminars/Conferences/ Workshops/Symposia organized by the IQAC

Total Nos. International National State Institution Level

(ii) Themes

2.14 Significant Activities and contributions made by IQAC

2.15 Plan of Action by IQAC/Outcome

The plan of action chalked out by the IQAC in the beginning of the year towards quality enhancement and the outcome achieved by the end of the year *

Plan of Action	Achievements
1. Use maximum tool of ICT 2. Internal quality assurance in practical and theory.	1. 80% Periods was taken with help of PowerPoint Presentation 2. Quality of practical training was improved

* Attach the Academic Calendar of the year as Annexure.

2.15 Whether the AQAR was placed in statutory body Yes No

Management Syndicate Any other body

Provide the details of the action taken

- Management accepted suggestion given by IQAC body members to enhance the internal quality of education and training.
- New goals for academic year 2014-15 are setup by the IQAC cell.

Criterion – I

I. Curricular Aspects

1.1 Details about Academic Programmes

Level of the Programme	Number of existing Programmes	Number of programmes added during the year	Number of self-financing programmes	Number of value added / Career Oriented programmes
PhD	-	-	-	-
PG		-	-	-
UG	1	0	1	-
PG Diploma	-	-	-	-
Advanced Diploma	-	-	-	-
Diploma	-	-	-	-
Certificate	-	-	-	-
Others	-	-	-	-
Total	1	-	1	-
Interdisciplinary		-	-	-
Innovative		-	-	-

- 1.2 (i) Flexibility of the Curriculum: CBCS/Core/Elective option / Open options
 (ii) Pattern of programmes:

Pattern	Number of programmes
Semester	1(B.Ed)
Trimester	No
Annual	No

1.3 Feedback from stakeholders* Alumni Parents Employers Students
 (On all aspects)

Mode of feedback : Online Manual Co-operating schools (for PEI)

**Please provide an analysis of the feedback in the Annexure*

1.4 Whether there is any revision/update of regulation or syllabi, if yes, mention their salient aspects.

No

1.5 Any new Department/Centre introduced during the year. If yes, give details.

No

Criterion – II

2. Teaching, Learning and Evaluation

2.1 Total No. of permanent faculty

Total	Asst. Professors	Associate Professors	Professors	Others
6	5	0	0	0

2.2 No. of permanent faculty with Ph.D.

0

2.3 No. of Faculty Positions Recruited (R) and Vacant (V) during the year

Asst. Professors		Associate Professors		Professors		Others		Total	
R	V	R	V	R	V	R	V	R	V
5	2								

2.4 No. of Guest and Visiting faculty and Temporary faculty

0 0 2

2.5 Faculty participation in conferences and symposia:

No. of Faculty	International level	National level	State level
Attended	2		
Presented papers	2		
Resource Persons	0	1	

2.6 Innovative processes adopted by the institution in Teaching and Learning:

1. Open discussion after every chapter.
2. Monthly open book test .

2.7 Total No. of actual teaching days during this academic year

184

2.8 Examination/ Evaluation Reforms initiated by the Institution (for example: Open Book Examination, Bar Coding, Double Valuation, Photocopy, Online Multiple Choice Questions)

Monthly open book test, MCQ test

2.9 No. of faculty members involved in curriculum restructuring/revision/syllabus development as member of Board of Study/Faculty/Curriculum Development workshop

2

2.10 Average percentage of attendance of students

85%

2.11 Course/Programme wise

distribution of pass percentage :

Title of the Programme	Total no. of students appeared	Division				
		Distinction %	I %	II %	III %	Pass %
B.ed Semester-I	84	0	20	59	05	94.04
B.ed Semester-II	80	03	39	36	02	97.5

2.12 How does IQAC Contribute/Monitor/Evaluate the Teaching & Learning processes: Co-ordinator takes Common feedback after every event. If students are not satisfied, IQAC cell suggest to rearrange or to take corrective action for solving student's problem.

2.13 Initiatives undertaken towards faculty development

<i>Faculty / Staff Development Programmes</i>	<i>Number of faculty benefitted</i>
Refresher courses	1
UGC – Faculty Improvement Programme	0
HRD programmes	0
Orientation programmes	2
Faculty exchange programme	0
Staff training conducted by the university	2
Staff training conducted by other institutions	1
Summer / Winter schools, Workshops, etc.	0
Others	

2.14 Details of Administrative and Technical staff

Category	Number of Permanent Employees	Number of Vacant Positions	Number of permanent positions filled during the Year	Number of positions filled temporarily
Administrative Staff				
Technical Staff	5	2	0	2

Criterion – III

3. Research, Consultancy and Extension

3.1 Initiatives of the IQAC in Sensitizing/Promoting Research Climate in the institution

- | |
|---|
| 1. Every faculty member asked to complete at least one action research concern student teacher. |
|---|

3.2 Details regarding major projects

	Completed	Ongoing	Sanctioned	Submitted
Number	0	0	0	0
Outlay in Rs. Lakhs	0	0	0	0

3.3 Details regarding minor projects

	Completed	Ongoing	Sanctioned	Submitted
Number	0	0	0	0
Outlay in Rs. Lakhs	0	0	0	0

3.4 Details on research publications

	International	National	Others
Peer Review Journals	0	0	0
Non-Peer Review Journals	0	0	0
e-Journals	0	0	0
Conference proceedings	0	1	0

3.5 Details on Impact factor of publications:

Range Average h-index Nos. in SCOPUS

3.6 Research funds sanctioned and received from various funding agencies, industry and other organisations

Nature of the Project	Duration Year	Name of the funding Agency	Total grant sanctioned	Received
Major projects				
Minor Projects				
Interdisciplinary Projects				
Industry sponsored				
Projects sponsored by the University/ College				
Students research projects <i>(other than compulsory by the University)</i>				
Any other(Specify)				
Total				

3.7 No. of books published i) With ISBN No. Chapters in Edited Books

ii) Without ISBN No.

3.8 No. of University Departments receiving funds from

UGC-SAP CAS DST-FIST
DPE DBT Scheme/funds

3.9 For colleges

Autonomy CPE DBT Star Scheme
INSPIRE CE Any Other (specify)

3.10 Revenue generated through consultancy

3.11 No. of conferences

Organized by the Institution

Level	International	National	State	University	College
Number	-	1	-	-	-
Sponsoring agencies	-	Self financed	-	-	-

3.12 No. of faculty served as experts, chairpersons or resource persons

3.13 No. of collaborations International National Any other

3.14 No. of linkages created during this year

3.15 Total budget for research for current year in lakhs :

From Funding agency From Management of University/College

Total

3.16 No. of patents received this year

Type of Patent		Number
National	Applied	0
	Granted	0
International	Applied	0
	Granted	0
Commercialised	Applied	0
	Granted	0

3.17 No. of research awards/ recognitions received by faculty and research fellows Of the institute in the year

Total	International	National	State	University	Dist	College
0	0	0	0	0	0	0

3.18 No. of faculty from the Institution who are Ph. D. Guides and students registered under them

0

0

3.19 No. of Ph.D. awarded by faculty from the Institution

0

3.20 No. of Research scholars receiving the Fellowships (Newly enrolled + existing ones)

JRF 0

SRF 0

Project Fellows 0

Any other 0

3.21 No. of students Participated in NSS events:

University level 0

State level 0

National level 0

International level 0

3.22 No. of students participated in NCC events:

University level 0

State level 0

National level 0

International level 0

3.23 No. of Awards won in NSS:

University level 0

State level 0

National level 0

International level 0

3.24 No. of Awards won in NCC:

University level 0

State level 0

National level 0

International level 0

3.25 No. of Extension activities organized

University forum 0

College forum 0

NCC 0

NSS 0

Any other 0

3.26 Major Activities during the year in the sphere of extension activities and Institutional Social Responsibility

- Rally was arranged for Awareness in society for 'SAVE GIRL CHILD'
- Street play performed for National Integrity among the people.

Criterion – IV

4. Infrastructure and Learning Resources

4.1 Details of increase in infrastructure facilities:

Facilities	Existing	Newly created	Source of Fund	Total
Campus area	2 H, 6R	0		0
Class rooms	8	0		0
Laboratories	4	0		0
Seminar Halls	1	0		0
No. of important equipments purchased (\geq 1-0 lakh) during the current year.	nil	0		0
Value of the equipment purchased during the year (Rs. in Lakhs)	nil	0		0
Others	5	0		0

4.2 Computerization of administration and library

Complete process of administration is computerised.

4.3 Library services:

	Existing		Newly added		Total	
	No.	Value	No.	Value	No.	Value
Text Books	2607	=	60		2607	882408
Reference Books	3499	=	2005		5504	706424
e-Books	-	-	-	-	-	-
Journals	23		0	00	23	5275
e-Journals	-	-	-	-	-	-
Digital Database	-	-	-	-	-	-
CD & Video	24	5370			24	5370
Others (specify)	206				206	
Audio Cassettes	21	1515			21	1515

4.4 Technology up gradation (overall)

	Total Computers	Computer Labs	Internet	Browsing Centres	Computer Centres	Office	Departments	Others
Existing	24	20	yes	0	0	3	0	1
Added	0	0	0	0	0	0	0	0
Total	24	20	yes	0	0	3		1

4.5 Computer, Internet access, training to teachers and students and any other programme for technology up gradation (Networking, e-Governance etc.)

There is free access of internet is available via LAN and Wi-Fi with speed 6 Mbps. All teaching staff can use internet connection.

4.6 Amount spent on maintenance in Rs :

i) ICT	17879
ii) Campus Infrastructure and facilities	1640
iii) Equipments	00
iv) Others	00
Total :	19519

Criterion – V

5. Student Support and Progression

5.1 Contribution of IQAC in enhancing awareness about Student Support Services

AT the beginning of the academic year Principal and coordinator gives orientation of services provided by the institute.

5.2 Efforts made by the institution for tracking the progression

1. There is mechanism of students progress which is depends upon result of First semester and feedback from lesson observer.
2. After analysis, all students being divided in to three groups for guidance as per their requirement.

5.3 (a) Total Number of students	UG	PG	Ph. D.	Others
	72	12	0	0

(b) No. of students outside the state

(c) No. of international students

Men	No	%	Women	No	%
	66			18	

Last Year						This Year					
General	SC	ST	OBC	Physically Challenged	Total	General	SC	ST	OBC	Physically Challenged	Total
26	12	00	46	00	84	38	10	00	36	00	84

Demand ratio 1:1 Dropout %: 2.52

5.4 Details of student support mechanism for coaching for competitive examinations (If any)

Under student support mechanism, college had arranged TET examination guidance class for three months totally free of cost.

No. of students beneficiaries

5.5 No. of students qualified in these examinations

NET SET/SLET GATE CAT
IAS/IPS etc State PSC UPSC Others

5.6 Details of student counselling and career guidance

Lectures were organized by career Academic, Sangola. At the end of the academic year lecture was organized by the college for career guidance

No. of students benefitted

5.7 Details of campus placement

<i>On campus</i>			<i>Off Campus</i>
Number of Organizations Visited	Number of Students Participated	Number of Students Placed	Number of Students Placed
0	0	0	0

5.8 Details of gender sensitization programmes

Women's Day celebration, rally was organized for SAVE GIRL CHILD

5.9 Students Activities

5.9.1 No. of students participated in Sports, Games and other events

State/ University level National level International level

No. of students participated in cultural events

State/ University level National level International level

5.9.2 No. of medals /awards won by students in Sports, Games and other events

Sports : State/ University level National level International level

Cultural: State/ University level National level International level

5.10 Scholarships and Financial Support

	Number of students	Amount
Financial support from institution	0	2484811
Financial support from government	0	888859
Financial support from other sources	0	0
Number of students who received International/ National recognitions	0	0

5.11 Student organised / initiatives

Fairs : State/ University level National level International level

Exhibition: State/ University level National level International level

5.12 No. of social initiatives undertaken by the students

5.13 Major grievances of students (if any) redressed: __No any situation came across during the academic year 2013-14

Criterion – VI

6. Governance, Leadership and Management

6.1 State the Vision and Mission of the institution

Vision- To make quality the defining element of higher education in India through a combination of self and external quality evaluation. To achieve excellence in teacher education empowerment through knowledge competence and creativity, growth for socio-economic change and sustainable development

Mission- To create performance based commitment oriented competent teacher for global world and to improve the effectiveness of teacher education through various innovative programmes.

6.2 Does the Institution has a management Information System

1. Yes, there is management information system.

6.3 Quality improvement strategies adopted by the institution for each of the following:

6.3.1 Curriculum Development

There is no provision of curriculum Development by institution, it is matter of university. College just follow the instruction given by university.

6.3.2 Teaching and Learning

1. Teaching faculty is using student friendly and discussion based teaching methods.
2. All teacher educators are using ICT tool like LCD, OHP, and Internet

6.3.3 Examination and Evaluation

Monthly test and open book tests are integral part of evaluation system.
Preliminary examination and pre viva-voce was conducted.

6.3.4 Research and Development

Three action researches has completed by the teacher educators.

6.3.5 Library, ICT and physical infrastructure / instrumentation

1. To improve students access to library and ICT lab.

6.3.6 Human Resource Management

Distribution of work load according interest and ability, experience of staff and maintain equality in work load.

6.3.7 Faculty and Staff recruitment

All process of staff recruitment takes place under guidelines of university and institute.

6.3.8 Industry Interaction / Collaboration

No collaboration with any Institute or industry.

6.3.9 Admission of Students

Admission process runs by MKCL and govt of Maharashtra. There is no direct role of institute in admission process. Institute had surrendered 20% quota.

6.4 Welfare schemes for

Teaching	Staff quarters
Non teaching	P.F and Medical
Students	Free hostel for poor students.

6.5 Total corpus fund generated

3373670/- Rs.

6.6 Whether annual financial audit has been done

Yes

No

6.7 Whether Academic and Administrative Audit (AAA) has been done?

Audit Type	External		Internal	
	Yes/No	Agency	Yes/No	Authority
Academic	No			
Administrative	Yes		Yes	

6.8 Does the University/ Autonomous College declares results within 30 days?

For UG Programmes

Yes

No

For PG Programmes

Yes

No

6.9 What efforts are made by the University/ Autonomous College for Examination Reforms?

Not applicable

6.10 What efforts are made by the University to promote autonomy in the affiliated/constituent colleges?

1. Internal Examinations are totally conducted by the colleges.
2. Internal practices are totally depends upon institution.

6.11 Activities and support from the Alumni Association

Alumni Association help in admission process and gives suggestions for functioning college smoothly.

6.12 Activities and support from the Parent – Teacher Association

Organization Parent –Teacher meeting once in year. Meeting was held on 14/4/2014

6.13 Development programmes for support staff

1. Faculty Development program was organised between 4 to 11 August 2014 of the year.

6.14 Initiatives taken by the institution to make the campus eco-friendly

1. Campus is totally eco friendly. Water recycling plant, Drop system for watering the plants,

Criterion – VII

7. Innovations and Best Practices

7.1 Innovations introduced during this academic year which have created a positive impact on the functioning of the institution. Give details.

1. Monthly discussion on education issues at global to national level with students.

7.2 Provide the Action Taken Report (ATR) based on the plan of action decided upon at the beginning of the year

Action taken report se the annexure no 7.2

7.3 Give two Best Practices of the institution (*please see the format in the NAAC Self-study Manuals*)

Best Practices of the institution annexure no 7.3

1. TET training for D.T.Ed and B.ed students.

**Provide the details in annexure (annexure need to be numbered as i, ii,iii)*

7.4 Contribution to environmental awareness / protection

- Guest lecturer and plantation program was arranged on World Environment Day
- Rally was organized in a village for awareness about environment.

7.5 Whether environmental audit was conducted?

Yes

No

7.6 Any other relevant information the institution wishes to add. (for example SWOT Analysis)

no

8. Plans of institution for next year

1. Effective planning and implementation for
2. Guidance for profession development of the students and teachers.

Name : Mr. Nadaf Rafik Nuruddin

Name _____

Signature of the Coordinator, IQAC

Signature of the Chairperson, IQAC

Annexure I

Abbreviations:

CAS	-	Career Advanced Scheme
CAT	-	Common Admission Test
CBCS	-	Choice Based Credit System
CE	-	Centre for Excellence
COP	-	Career Oriented Programme
CPE	-	College with Potential for Excellence
DPE	-	Department with Potential for Excellence
GATE	-	Graduate Aptitude Test
NET	-	National Eligibility Test
PEI	-	Physical Education Institution
SAP	-	Special Assistance Programme
SF	-	Self Financing
SLET	-	State Level Eligibility Test
TEI	-	Teacher Education Institution
UPE	-	University with Potential Excellence
UPSC	-	Union Public Service Commission

Annexure I : Student Feedback Analysis (2013-14)

Savitribai Phule Shikshan Prasarak Mandal's

Smt. Kashibai Navale College of Education, (B.Ed) Kamlapur

NAAC Accredited with 'B' Grade

1. 47.5 % Student have rated B.Ed course as *Very good*, 20% rated *Moderately Good*, 17.5% rated as *good*, 13.75 % rated as *Extremely Good* only 1.25 % student have rated it as *Poor* course. Overall students were satisfied with B.Ed course.
2. 36.25% student feel that syllabus was challenging,, 56.25% think that syllabus of this course was *Adequate* 3.75% feel that it was *inadequate* and 3.75% student said that this course was dull. Most of students were happy with syllabus of the course.
3. 47.5% students said that their background was *highly relevant* for this course, 31.5 % said it was *Partly Relevant*, 15 % students said that it was *Relevant* to their background 2.5% student said that it was *Dull* and 3.75 % student said that it was *Mostly irrelevant*. Only 6% student said that their background was not benefiting for this course.
4. 52.5% student said that *90 to 100% syllabus was completed*, while 37.5% students said that *75 to 90% syllabus was completed* in the class. 8.75% student said *50 to 75%* syllabus was completed. Only one student said that *40 to 50% syllabus was completed*. There is need to monitor closely how much syllabus being completed by the staff.
5. 67.5% students said that library holdings for this course were *Excellent*, while 23.5% said it was *Adequate* and 8.75% said it was *Inadequate*. Over all most of student were happy and satisfied with library holdings.
6. 46.5 % students said that they could get prescribed learning material easily, they rate as *Excellent*, while 45.0% rated it as *Adequate* and 8.75% said it was *Inadequate* and 1.25% said it was *poor*. Over all most of students was satisfied availability of prescribed readings.
7. Internal evaluation is important part of the course 41.25% student said that internal evaluation system was *Excellent*, 45% said it was *Adequate* 10% said it was *inadequate* and 3.75% said it was *Poor*.
8. 26.25% students said that weightage of internal assessment should be given 100%, while 46.25% student said it should be 75%, 17.5% said it should be 50%, 7.5% said it should be 25% and only 2.5% said it should be less than 25%. Overall most of student wants to increase the weightage of internal assessment.
9. Internal assessment system is integral part of present evaluation system.

- I. 25% students said that this system was highly helpful to understand *early discovery of difficulties*, while 47% students said it was appreciably useful, 5% said students said that it was moderately conducive, only 3% student thought that this system was poorly helpful to find out *early discovery of difficulties*.
- II. 33% students found present internal system highly useful in regular work, while 30% said it was appreciably useful 16% said that it was moderately usefully and only 1.25% student said that this system was poorly conducive in regular work.
- III. 36% students said that internal system was highly useful in interaction with teacher, 40% said that it was appreciably useful in interaction with teacher and 4 % students said that it was moderately conducive in interaction with teacher.
- IV. 33% students said that this system was highly helpful to in *continuous self assessment*, while 33% students said it was appreciably useful, 13 % said students said that it was moderately conducive, only 1.25% student thought that this system was poorly helpful in *continuous self assessment*.
10. Student can't understand this question and most of them not given response to this question.
11. 75% students rated this college as superior in comparison to other teacher training college and 25% student think that this college is equal as other.
12. Overall student teacher relation is very important. 41.25% students thought that their relationship with all teachers was very good, 40% said it was good 15% said, it was satisfactory 2.5 % said it was unsatisfactory and 1.25% said it was very poor.
13. Student's relation with their method teacher is also important. 62.5% students thought that their relationship with their method teacher was Very good, 37.5% said it was good 6.25% students said it was satisfactory..
14. Administrative office must be helpful and respond quickly. 40% students found office was very helpful, 43.75 % students said office was helpful and 3.75% students said it was indifferent. 6.25 % said it was unsatisfactory and 6.25% said it was very poor.
15. 51.25% students said that hostel facilities was very good, 35% said that it was good and 13.75% student said hostel facilities was satisfactory.
16. 45% students said that travelling facilities was very good, 45% said that it was good and 8.75% student said travelling facilities was satisfactory and 1.25% said it was very poor.
17. 36.25% student said that they have participated very often in extracurricular activities, while 28.75% student said often, 27.6% said sometime and 2.5% said rarely participated and 5% said they never participated in extracurricular activities.
18. 72.5% student said that attitude of teacher towards extracurricular activities was co-operative, 22.5% said it was indifferent and 5% said it was discouraging.

19. 78.5% students said that time at the college was useful for intellectually enriching, 16.5 said it was marginally useful and 5% students said that was not useful.
20. After leaving this college 77.5% student said that they will talk proudly, 22.5% indifferently talk about this college.
21. Overall rating given by students to B.Ed program was as follows.
 - I. *Academic content* of this program- 52.5% student said it was very good, 46.25 said it was good and 1.25 said it was average.
 - II. *Fairness of evaluation* of this program- 37.5% students said it was very good, 57.5% student said it was good and 5% said it was average.
 - III. *Interaction with faculty*- 42.5% students said it was very good, 55% students said it was good, 1.25% students said it was average, 1.25% said it was poor.
 - IV. *Interaction with administration*- 30% students said it was very good, 67.5% students said it was good, 2.5% students said it was average, 1.25% said it was poor and 1.25% said it was very poor.
 - V. *Library Facilities*- 61.25% students was happy with library facilities they rated it as very good, 38.75 % students rated it as good.
 - VI. *Computer Facilities*- 37.5% students was happy with computer facilities, they have rated it as very good, 62.5 %students rated it as good.
 - VII. *Hostel Facilities*- 23.75% students was happy with hostel facilities they rated it as very good, 75 %students rated it as good and 1.25% said it was average.
 - VIII. *Recreational facilities*- 43.75% students said these facilities were very good, 74.5% said it was good and 7.5% said it was average.
 - IX. *Extra-curricular activities*- 32.40 % students said these activities were very good, 58.75% students said it was good and 2.5% said it was average.
 - X. 57.5% students was happy with sports facilities 38.75% students said it was good and 3.75% said it was average.

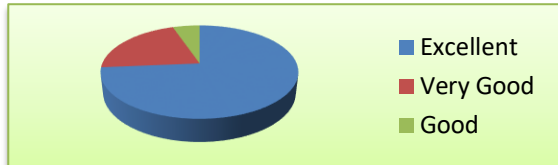
Annexure II Parents Feedback Analysis (2013-14)

Savitribai Phule Shikshan Prasarak Mandal's

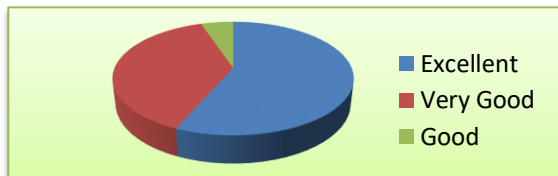
Smt. Kashibai Navale College of Education,(B.Ed) Kamlapur
Parents Feedback Analysis (2013-14)

(Parents Feedback was sending to every Parent through the student teachers and only 38 received.)

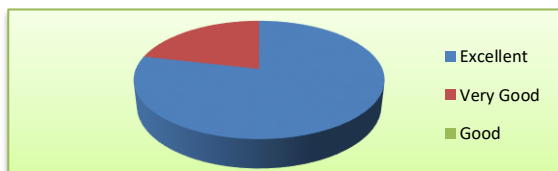
1. 73.67 % parents said the, **Teaching and Evaluation system** in college was excellent 21.05 said it was very good and 5.26% said it was good.



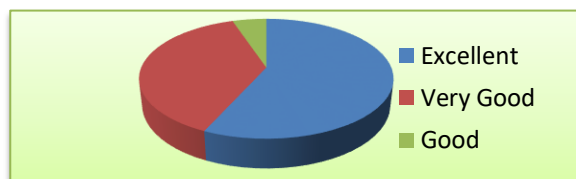
2. 57.89 parents said the **Particles and Field Experience** given by the college during training was excellent, 38.84 % said it was very good and 5.26% said it was good.



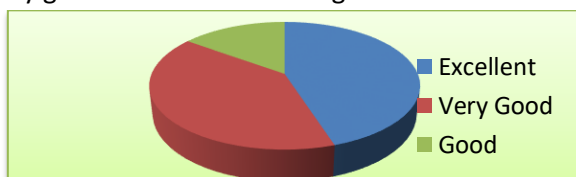
3. 78.94% parents were satisfied with **Readiness of Teaching Staff**, they rated it as excellent and 21.05 % rated as Very good.



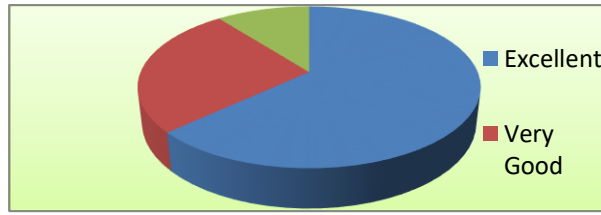
4. 57.89 parents said the **Educational Support Services** were excellent 38.84 % said it was very good 5.26% said it was good.



5. Parents was not so satisfied with **Response From Office**, 47.36% parent said it was excellent, 42.10% said it was very good and 15.78% it was good.

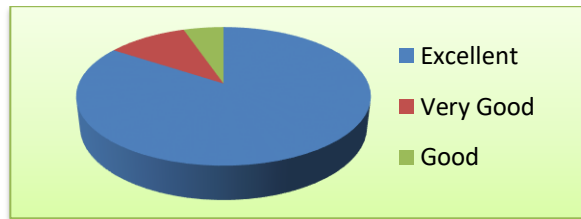


6. 63.15 % parents said the, **co curricular and other activates** was excellent, 26.31% said it was very good and 10.52 % said it was good.



7. 84.21 % parents were satisfied with **Treatment Given as Parent** in the institute, they rated it as excellent, 20.52 % rated as very good and 5.26 rated as good.

8.



=====0=====

Annexure III Parents Feedback Analysis (2013-14)

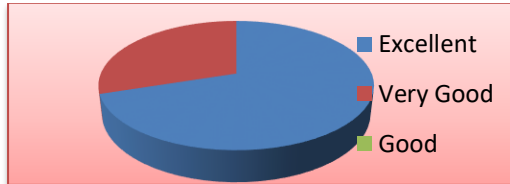
Savitribai Phule Shikshan Prasarak Mandal's

Smt. Kashibai Navale College of Education,(B.Ed) Kamlapur

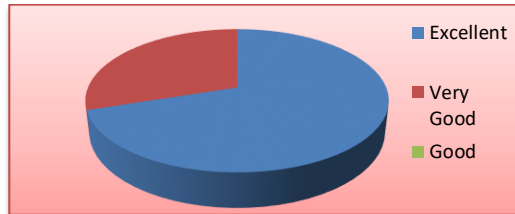
NAAC Accredited with 'B' Grade

Alumni Feedback Analysis (2013-14)

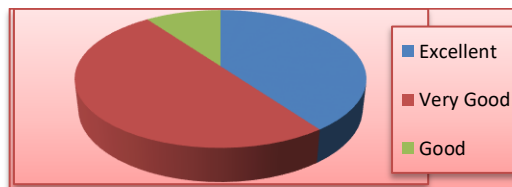
1. 70% Alumni said that **the Educational Environment** in the college was excellent and 30 % said it was good



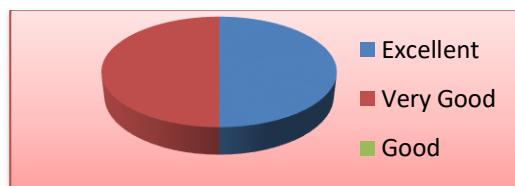
2. 70 % Alumni has rated the **Physical Infrastructure** as excellent, 30 % rated it as very good.



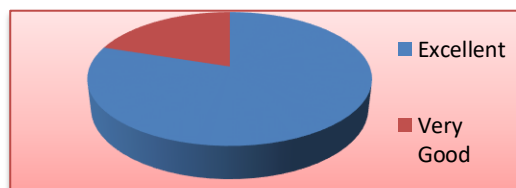
3. 40 % Alumni said the **Faculty in the College** was excellent, 50 % said it was very good and 10 % it was good.



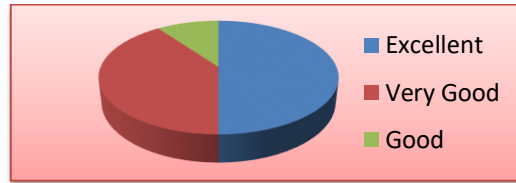
4. 50 % Alumni rated the **Educational Support services in the institute** as excellent, 50 % rated it as very good.



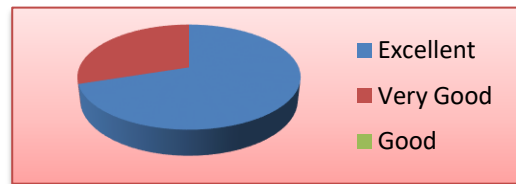
5. 80 % Alumni said that **Institute's Reputation in Society** is excellent, 20 % said it is very good and % as good.



6. 50 % Alumni rated the **Educational Support services** as excellent, 50% rated as very good and 10% as good.



7. 70 % Alumni rated the **Treatment as Alumni** was excellent, 30% rated it as very good.



=====O=====

Annexure I V: Plan of Action and Action taken report (ATR)

2013-14

Sr.	Plan of Action	Achievement
1	Student friendly admission process	Local admission committee was formed. Different responsibilities were given to all non teaching staff and one lecturer was in charge of that committee. College could achieve 100% admission target.
2.	Planning of all training aspects.	Every practical was well planned and 100 % practical work was completed as per plan.
3.	Planning of Co curricular activities.	All co curricular activities were pre decided and completed properly.
4.	Social work	Rally and other program were conducted under social service work.
5.	Evaluation and examination	To improve result all teacher educators had use many way of evaluation. Monthly tests, open book test, preliminary exam before university was taken. Result of this year was 95%.
6	Organization of National level seminar	Seminar was organized on main theme 'Quality Teacher in Modern Era' 8 th and 9 th February 2014.
7	Extra classes TET Guidance.	Extra classes were arranged by the faculty of B.Ed for students of D.T.Ed and B.Ed. 41 students were appeared and 5 students qualified.
8	100 % Result	Students were divided on basis of sem-I result and guidance was given for getting pass in annual exam. 98% result was its outcome.